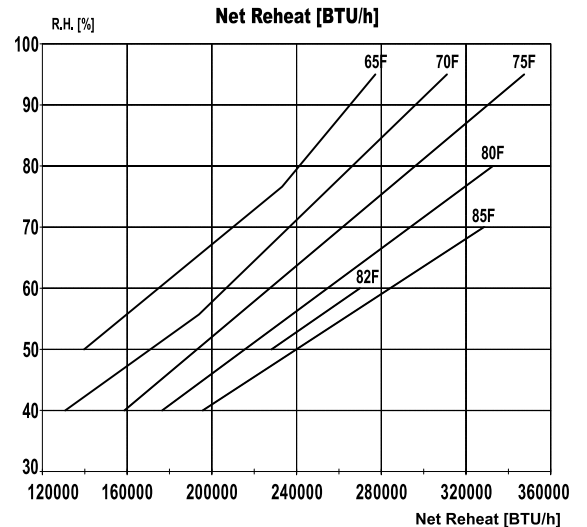
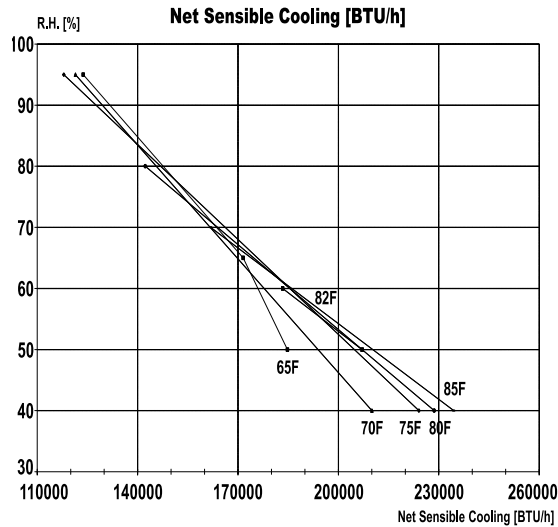
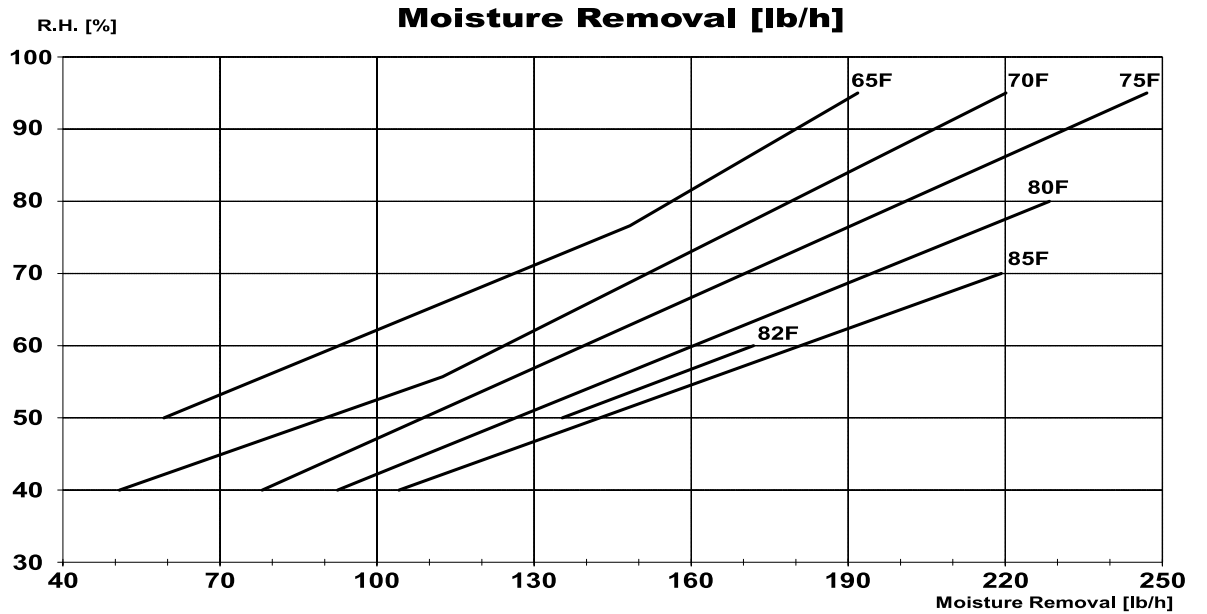


DCA 14000Y DEHUMIDIFICATION SYSTEM

DCA 14000YWH WATER HEATING ASSIST DEHUMIDIFIER

PERFORMANCE



Performance	82DB / 50% R.H.	82DB / 60% R.H.	Notes
Moisture Removal, LB/HR	135.4	171.9	1
Net Sensible Cooling, MBH	207.1	183.3	2
Net Reheat, MBH	228.1	269	3
Water Heating - A, MBH (Water Heating Models Only)	219.2	227.6	4,6

Notes:

1. Reheat mode assuming 1050 BTU/lb
2. Cooling mode with remote condenser at 95F.
3. Defined as sum of latent and compressor input. Use dehumidifier for supplemental heat only.
4. Assuming 85F entering water temperature.
5. For conditions and data not shown contact the factory
6. For pool water usually only circuit A is required.

CAUTIONS: The reheat capacity rating includes latent recovery and heat of compression. It is recommended that dehumidifier be used for supplemental heat only. The cooling capacity is based on an ambient temperature of 95°F. As outside conditions vary, so will the performance of the dehumidifier. Ratings are subject to change without notice.

DCA 1400Y AIR COOLED - NON WATER HEATING

DCA 1400YWH WATER HEATING ASSIST

DESIGN SPECIFICATIONS

Electrical	208/230V	460V	575V
Phase/Hz	3/60	3/60	3/60
Compressor M.B.H. A/B	184 / 184	185.5 / 185.5	185.5 / 185.5
Compressor RLA A/B	49 / 49	24 / 24	19.2 / 19.2
Compressor LRA A/B	386.3 / 386.3	182 / 182	131 / 131
Blower Motor HP	10	10	10
Blower Motor FLA	27.0	12.5	9.8
Unit FLA	127.4	61.6	49.1
Maximum Fuse Size	175	80	70
Minimum Circuit Ampacity	139.7	67.6	53.9
Operating KW	35.50	34.85	34.78

CFM.....	14000
External Static Pressure.....	1.00" H ₂ O
Refrigerant.....	R-454B (Factory Charged A/B 80 lbs.)
Compressor Type.....	Dual Scroll
Filter (Quantity: 6).....	20" x 25" x 4" Pleated
(Quantity: 3).....	20" x 20" x 4" Pleated
Drain Connection.....	1" Bar Drain
DCA 1400Y/YWH Weight.....	4000 lbs.
Liquid Inlet A/B [inches O.D.] (up to 50') ¹	0.875/0.875
Hot Gas Outlet A/B [inches O.D.] (up to 50') ¹ ...	1.375/1.375
Water Inlet A [inches O.D.].....	1.625
Water Outlet A [inches O.D.]	1.625
Water Flow A G.P.M. ²	33.0
Pressure Drop A (Ft. WC) ²	7.6

¹ Over 50ft contact factory

² Water Flow data based on 60% RH + Return Air 82°F and Pool Water at 85°F

³ Circuit A indicated by A, Circuit B indicated by B

STANDARD FEATURES

- Listed To UL 60335-2-40
- 3 Year Part Warranty
- Dual Refrigeration Circuit
- Dual Scroll Compressor
- Powder Coated, Galvannealed Steel Cabinet
- Low Ambient Head Pressure Control
- Remote Condenser Ready
- Rifle Tube Refrigeration Coils
- TEFC Blower Motor
- Stainless Steel Condensate Drain Pan
- Standard Microprocessor Control System
- Motorized Evaporator Bypass Damper
- ElectroFin Coated Coils

OPTIONAL FEATURES

- Right Side Component Service Access
- Top or Bottom Discharge (Not Field Convertible)
- Outdoor Installation Package
- Outdoor Make Up Air Assembly with Damper & Filter
- External Static Upgrade
- Water Cooled Condenser For Water Heating Or A/C Available
- Remote Ready Delete
- Defrost Timer Package
- Control Options
- Space Heating Options Available
- Other Options Available